

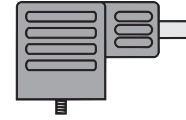
TURCK Valve Connector Products

Valve Connectors, Type "A" (18 mm)

Available with PVC, PUR and Rubber Jacket
18 and 24 AWG
2 Conductors + Ground, Ground Contacts Parallel Wired



**All parts except "E".



Type A

"A" Style Valve Connectors, Standard Color Code

Application	Cable Specs	Pinout	Voltage VAC/DC	Straight Wired	Indicator LED	Indicator LED and MOV**	Indicator LED and Diode - DC only
Standard duty PVC	3/18 AWG, Grey PVC 105°C 6.2 mm OD Black Body	1. BK 1 2. BK 2 Gnd - GN/YE	0-220	VAS 22-A653-*M	- - - -	- - - -	- - - -
			24-48	- - - -	VAS 22-B653-*M	VAS 22-D653-*M	VAS 22-F653-*M
			110-220	- - - -	VAS 22-C653-*M	VAS 22-E653-*M	- - - -
Standard duty PUR	3/18 AWG, Grey PUR 80°C 6.2 mm OD Black Body	1. BK 1 2. BK 2 Gnd - GN/YE	0-220	VAS 22-A669-*M	- - - -	- - - -	- - - -
			24-48	- - - -	VAS 22-B669-*M	VAS 22-D669-*M	VAS 22-F669-*M
			110-220	- - - -	VAS 22-C669-*M	VAS 22-E669-*M	- - - -

"A" Style Valve Connectors, IEC Color Code

Application	Cable Specs	Pinout	Voltage VAC/DC	Straight Wired	Indicator LED	Indicator LED and MOV**	Indicator LED and Diode - DC only
Small diameter PVC	3/24 AWG, Yellow PVC 105°C 4.4 mm OD Black Body	1. BN 2. BU Gnd - BK	0-220	VAS 22-A642-*M	- - - -	- - - -	- - - -
			24-48	- - - -	VAS 22-B642-*M	VAS 22-D642-*M	VAS 22-F642-*M
			110-220	- - - -	VAS 22-C642-*M	VAS 22-E642-*M	- - - -
Small diameter PUR	3/24 AWG, Black PUR 80°C 4.2 mm OD Black Body	1. BN 2. BU Gnd - BK	0-220	VAS 22-A587-*M	- - - -	- - - -	- - - -
			24-48	- - - -	VAS 22-B587-*M	VAS 22-D587-*M	VAS 22-F587-*M
			110-220	- - - -	VAS 22-C587-*M	VAS 22-E587-*M	- - - -
Rubber	3/18 AWG, Yellow CPE SJOOW, 105°C 8.0 mm OD Black Body	1. BN 2. BU Gnd - BK	0-220	VAS 22-A654-*M	- - - -	- - - -	- - - -
			24-48	- - - -	VAS 22-B654-*M	VAS 22-D654-*M	VAS 22-F654-*M
			110-220	- - - -	VAS 22-C654-*M	VAS 22-E654-*M	- - - -

"A" Style Valve Connectors, Automotive Color Code

Application	Cable Specs	Pinout	Voltage VAC/DC	Straight Wired	Indicator LED	Indicator LED and MOV**	Indicator LED and Diode - DC only
Rubber	3/18 AWG, Yellow CPE SJOOW, 105°C 8.0 mm OD Yellow Body	1. RD 1 2. RD 2 Gnd - GN	0-220	VAY 22-A658-*M	- - - -	- - - -	- - - -
			24-48	- - - -	VAY 22-B658-*M	VAY 22-D658-*M	- - - -
			110-220	- - - -	VAY 22-C658-*M	VAY 22-E658-*M	- - - -

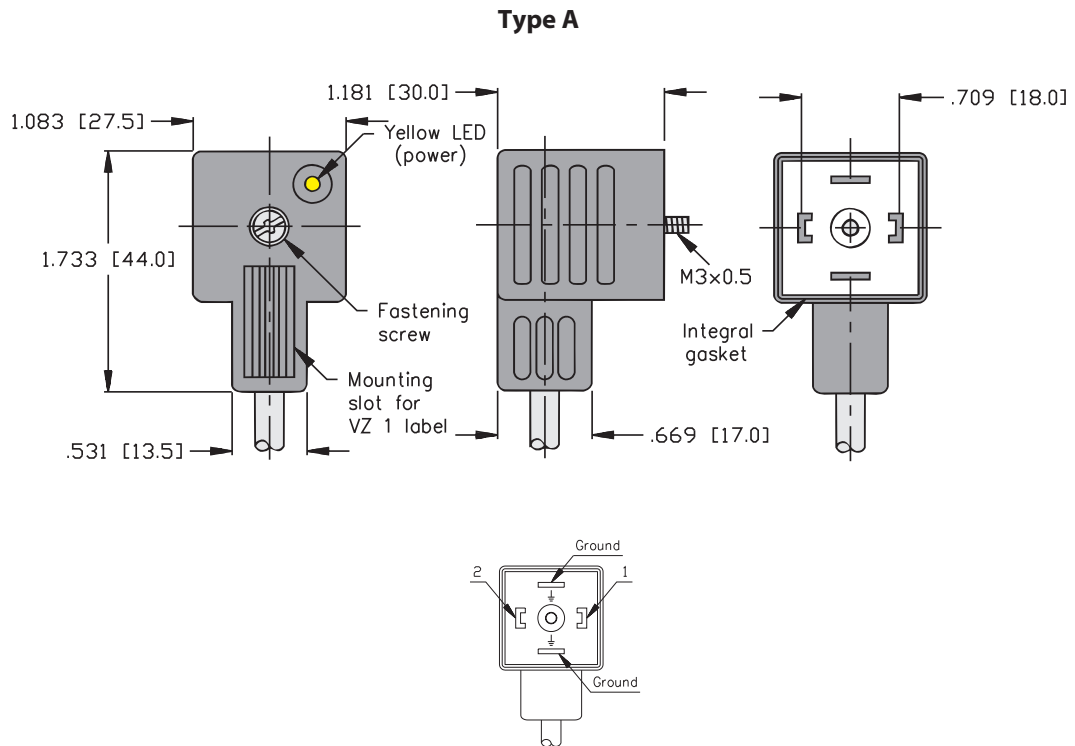
* Length in meters

Specifications

- Connector:** Oil resistant polyurethane body material, Nylon contact carrier.
- Contacts:** Silver plated copper alloy.
- Cable:** See table.
- Cable length:** Standard cable lengths are nominal 2, 5 and 10 meters. Other lengths available by request - consult factory.
- Protection Class:** NEMA 1,3,4,6P and IEC IP 67 when connected and secured.

Options: Grey connector body available (special order), change part number VAS.. or VAY.. to VAG.. For other combinations or options, consult factory.

Dimensions



Wiring Diagrams

Straight Wired (A)	Indicator LED (B,C)	Indicator LED and MOV (D,E)	Indicator LED and Diode - DC (F)

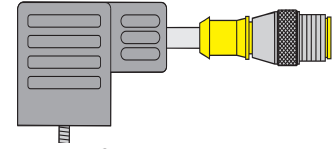
TURCK Valve Connector Products

Valve Connectors, Type "A" (18 mm) Extensions

euofast⁺ and picofast⁺ Connectors
Wired for Use with Junction Box
2 Conductors + Ground (euofast), Ground Contacts Parallel Wired



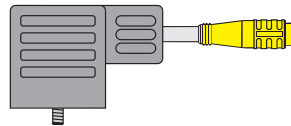
**All parts except "E".



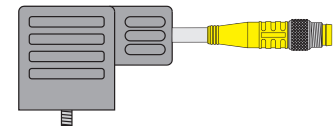
euofast Extension

"A" Style Valve Connectors, euofast Extension

Application	Cable Specs	Voltage VAC/DC	Straight Wired	Indicator LED	Indicator LED and MOV**	Indicator LED and Diode - DC only
Standard duty PVC	3/18 AWG Grey PVC 105°C 6.2 mm OD	0-220 24-48 110-220	VAS 22-A653-*M-RS 5.3T	- - - -	- - - -	- - - -
			- - - -	VAS 22-B653-*M-RS 5.3T	VAS 22-D653-*M-RS 5.3T	VAS 22-F653-*M-RS 5.3T
			- - - -	VAS 22-C653-*M-RS 5.3T	VAS 22-E653-*M-RS 5.3T	- - - -
Standard duty PUR	3/18 AWG Grey PUR 80°C 6.2 mm OD	0-220 24-48 110-220	VAS 22-A669-*M-RS 5.3T	- - - -	- - - -	- - - -
			- - - -	VAS 22-B669-*M-RS 5.3T	VAS 22-D669-*M-RS 5.3T	VAS 22-F669-*M-RS 5.3T
			- - - -	VAS 22-C669-*M-RS 5.3T	VAS 22-E669-*M-RS 5.3T	- - - -
Rubber	3/18 AWG Yellow CPE SJ00W 105°C 8.0 mm OD	0-220 24-48 110-220	VAS 22-A654-*M-RSE 5.3T	- - - -	- - - -	- - - -
			- - - -	VAS 22-B654-*M-RSE 5.3T	VAS 22-D654-*M-RSE 5.3T	VAS 22-F654-*M-RSE 5.3T
			- - - -	VAS 22-C654-*M-RSE 5.3T	VAS 22-E654-*M-RSE 5.3T	- - - -



picofast Snap Extension



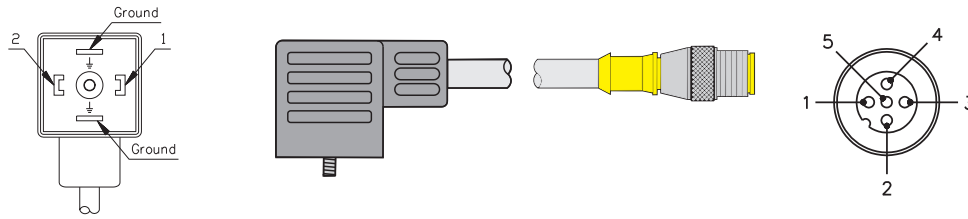
picofast Threaded Extension

"A" Style Valve Connectors, picofast Extension

Application	Cable Specs	Voltage VAC/DC	Straight Wired	Indicator LED	Indicator LED and MOV	Indicator LED and Diode - DC only
Small diameter, PVC Snap lock	3/24 AWG Yellow PVC 105°C 4.4 mm OD	0-125 24-48 110-220	VAS 22-A642-*M-PSG 3	- - - -	- - - -	- - - -
			- - - -	VAS 22-B642-*M-PSG 3	VAS 22-D642-*M-PSG 3	VAS 22-F642-*M-PSG 3
			- - - -	- - - -	- - - -	- - - -
Small diameter, PUR Snap lock	3/24 AWG Black PUR 80°C 4.2 mm OD	0-125 24-48 110-220	VAS 22-A587-*M-PSG 3	- - - -	- - - -	- - - -
			- - - -	VAS 22-B587-*M-PSG 3	VAS 22-D587-*M-PSG 3	VAS 22-F587-*M-PSG 3
			- - - -	- - - -	- - - -	- - - -
Small diameter, PVC Threaded	3/24 AWG Yellow PVC 105°C 4.4 mm OD	0-125 24-48 110-220	VAS 22-A642-*M-PSG 3M	- - - -	- - - -	- - - -
			- - - -	VAS 22-B642-*M-PSG 3M	VAS 22-D642-*M-PSG 3M	VAS 22-F642-*M-PSG 3M
			- - - -	- - - -	- - - -	- - - -
Small diameter, PUR Threaded	3/24 AWG Black PUR 80°C 4.2 mm OD	0-125 24-48 110-220	VAS 22-A587-*M-PSG 3M	- - - -	- - - -	- - - -
			- - - -	VAS 22-B587-*M-PSG 3M	VAS 22-D587-*M-PSG 3M	VAS 22-F587-*M-PSG 3M
			- - - -	- - - -	- - - -	- - - -

* Length in meters

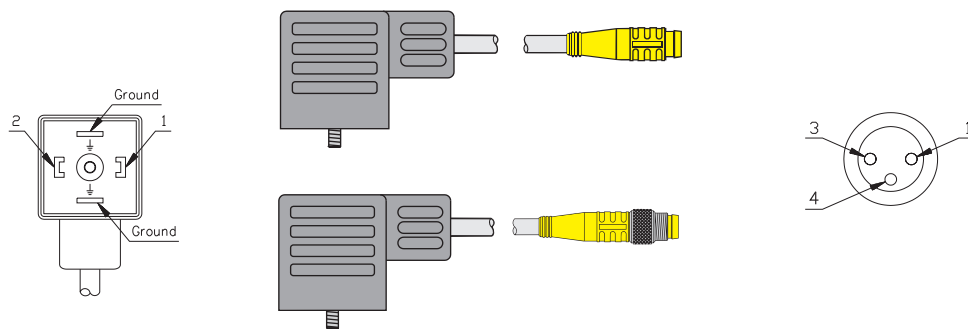
Type "A" (18 mm) Valve Connector to *eurofast* Extension



Wiring Diagrams

Straight Wired (A)	Indicator LED (B, C)	Indicator LED and MOV (D, E)	Indicator LED and Diode - DC (F)

Type "A" (18 mm) Valve Connector to *picofast* Extension



Wiring Diagrams

Straight Wired (A)	Indicator LED (B, C)	Indicator LED and MOV (D, E)	Indicator LED and Diode - DC (F)

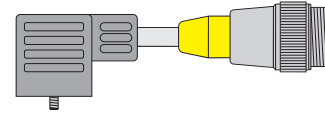
TURCK Valve Connector Products

Valve Connectors, Type "A" (18 mm) Extensions

minifast[®] and microfast[®] Connectors
 Available with PVC, PUR and Rubber Jackets
18 AWG
2 Conductors + Ground, Ground Contacts Parallel Wired



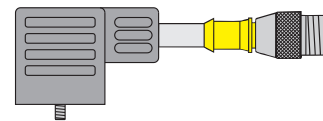
**All parts except "E".



minifast Extension

"A" Style Valve Connectors, minifast Extension

Application	Cable Specs	Voltage VAC/DC	Straight Wired	Indicator LED	Indicator LED and MOV**
Standard duty PVC	3/18 AWG, Grey PVC 105°C 6.2 mm OD Black Body	0-220 24-48 110-220	VAS 22-A653-*M-RSM 30	- - - -	- - - -
			- - - -	VAS 22-B653-*M-RSM 30	VAS 22-D653-*M-RSM 30
			- - - -	VAS 22-C653-*M-RSM 30	VAS 22-E653-*M-RSM 30
Standard duty PUR	3/18 AWG, Grey PUR 80°C 6.2 mm OD Black Body	0-220 24-48 110-220	VAS 22-A669-*M-RSM 30	- - - -	- - - -
			- - - -	VAS 22-B669-*M-RSM 30	VAS 22-D669-*M-RSM 30
			- - - -	VAS 22-C669-*M-RSM 30	VAS 22-E669-*M-RSM 30
Rubber	3/18 AWG, Yellow CPE SJOOW 105°C 8.0 mm OD Yellow Body	0-220 24-48 110-220	VAY 22-A658-*M-RSM 30	- - - -	- - - -
			- - - -	VAY 22-B658-*M-RSM 30	VAY 22-D658-*M-RSM 30
			- - - -	VAY 22-C658-*M-RSM 30	VAY 22-E658-*M-RSM 30



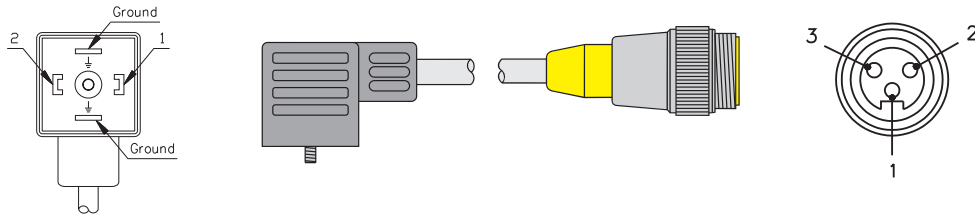
microfast Extension

"A" Style Valve Connectors, microfast Extension

Application	Cable Specs	Voltage VAC/DC	Straight Wired	Indicator LED	Indicator LED and MOV**
Standard duty PVC	3/18 AWG, Grey PVC 105°C 6.2 mm OD Black Body	0-220 24-48 110-220	VAS 22-A653-*M-SB 3T	- - - -	- - - -
			- - - -	VAS 22-B653-*M-SB 3T	VAS 22-D653-*M-SB 3T
			- - - -	VAS 22-C653-*M-SB 3T	VAS 22-E653-*M-SB 3T
Standard duty PUR	3/18 AWG, Grey PUR 80°C 6.2 mm OD Black Body	0-220 24-48 110-220	VAS 22-A669-*M-SB 3T	- - - -	- - - -
			- - - -	VAS 22-B669-*M-SB 3T	VAS 22-D669-*M-SB 3T
			- - - -	VAS 22-C669-*M-SB 3T	VAS 22-E669-*M-SB 3T
Rubber	3/18 AWG, Yellow CPE SJOOW, 105°C 8.0 mm OD Yellow Body	0-220 24-48 110-220	VAY 22-A658-*M-SBE 3T	- - - -	- - - -
			- - - -	VAY 22-B658-*M-SBE 3T	VAY 22-D658-*M-SBE 3T
			- - - -	VAY 22-C658-*M-SBE 3T	VAY 22-E658-*M-SBE 3T

* Length in meters

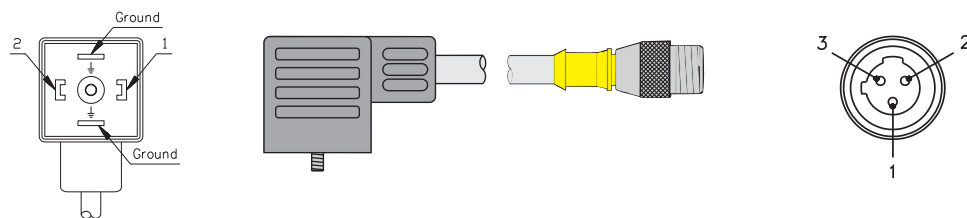
Type "A" (18 mm) Valve Connector to *minifast* Extension



Wiring Diagrams

Straight Wired (A)	Indicator LED (B, C)	Indicator LED and MOV (D, E)

Type "A" (18 mm) Valve Connector to *microfast* Extension



Wiring Diagrams

Straight Wired (A)	Indicator LED (B, C)	Indicator LED and MOV (D, E)

TURCK Valve Connector Products

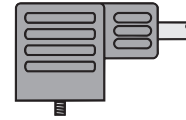
Valve Connectors Type "A" (18 mm), 3 Conductors+Ground

Available with PVC, PUR and Rubber Jackets
18 AWG
3 Conductors + Ground



NRTL/C

**All parts except "E".



Type A

"A" Style Valve Connectors, IEC Color Code

Application	Cable Specs	Pinout	Voltage VAC/DC	Straight Wired	Indicator LED	Indicator LED and MOV**
Standard duty PVC	4/18 AWG, Grey PVC 105°C 7.3 mm OD	1. BN 2. BU 3. WH Gnd - BK	0-220 24-48 110-220	VAS 3-A580-*M - - - - - - - -	- - - - VAS 3-B580-*M VAS 3-C580-*M	- - - - VAS 3-D580-*M VAS 3-E580-*M
Standard duty PUR	4/18 AWG, Yellow PUR 80°C 7.3 mm OD	1. BN 2. BU 3. WH Gnd - BK	0-220 24-48 110-220	VAS 3-A544-*M - - - - - - - -	- - - - VAS 3-B544-*M VAS 3-C544-*M	- - - - VAS 3-D544-*M VAS 3-E544-*M
Rubber	4/18 AWG, Yellow CPE SJ00W, 105°C 8.5 mm OD	1. BN 2. BU 3. WH Gnd - BK	0-220 24-48 110-220	VAS 3-A644-*M - - - - - - - -	- - - - VAS 3-B644-*M VAS 3-C644-*M	- - - - VAS 3-D644-*M VAS 3-E644-*M

* Length in meters

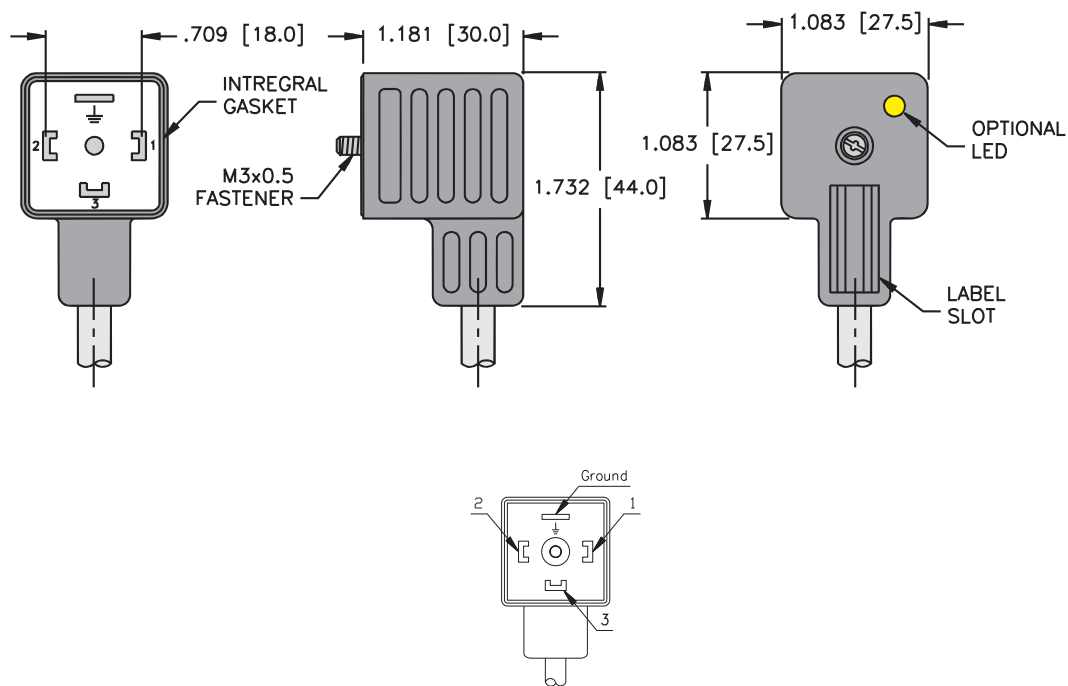
Specifications

- Connector:** Oil resistant polyurethane body material, Nylon contact carrier.
- Contacts:** Silver plated copper alloy.
- Cable:** See table.
- Cable length:** Standard cable lengths are nominal 2, 5 and 10 meters. Other lengths available by request - consult factory.
- Protection Class:** NEMA 1,3,4,6P and IEC IP 67 when connected and secured.

Options: Grey connector body available (special order), change part number VAS.. or VAY.. to VAG.. For other combinations or options, consult factory.

Dimensions

Type A



Wiring Diagrams

Straight Wired (A)	Indicator LED (B, C)	Indicator LED and MOV (D, E)
1) _____ 2) _____ 3) _____ GND) _____		

TURCK Valve Connector Products

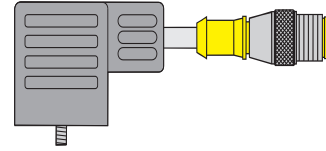
Valve Connectors, Type "A" (18 mm) Extensions

euromast[®] Connectors
Available with PVC, PUR and
Rubber Jackets
18 AWG
3 Conductors + Ground



NRTL/C

**All parts except "E".



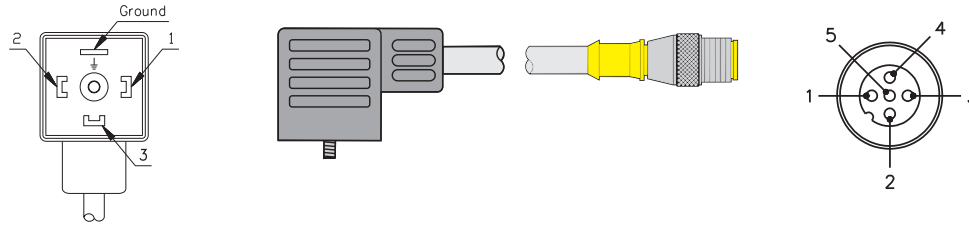
euromast Extension

"A" Style Valve Connectors, euromast Extension

Application	Cable Specs	Voltage VAC/DC	Straight Wired	Indicator LED	Indicator LED and MOV**
Standard duty PVC	4/18 AWG, Grey PVC 105°C 7.3 mm OD Black Body	0-220 24-48 110-220	VAS 3-A580-*M-RSC 5.42T - - - - - - - -	- - - - VAS 3-B580-*M-RSC 5.42T VAS 3-C580-*M-RSC 5.42T	- - - - VAS 3-D580-*M-RSC 5.42T VAS 3-E580-*M-RSC 5.42T
Standard duty PUR	4/18 AWG, Yellow PUR 80°C 7.3 mm OD Black Body	0-220 24-48 110-220	VAS 3-A544-*M-RSC 5.42T - - - - - - - -	- - - - VAS 3-B544-*M-RSC 5.42T VAS 3-C544-*M-RSC 5.42T	- - - - VAS 3-D544-*M-RSC 5.42T VAS 3-E544-*M-RSC 5.42T
Rubber	4/18 AWG, Yellow CPE SJOOW, 105°C 8.5 mm OD Black Body	0-220 24-48 110-220	VAS 3-A644-*M-RSE 5.42T - - - - - - - -	- - - - VAS 3-B644-*M-RSE 5.42T VAS 3-C644-*M-RSE 5.42T	- - - - VAS 3-D644-*M-RSE 5.42T VAS 3-E644-*M-RSE 5.42T

* Length in meters

Type "A" (18 mm) Valve Connector to *eurofast* Extension



Wiring Diagrams

Straight Wired (A)	Indicator LED (B, C)	Indicator LED and MOV (D, E)
<p>1 ————— 2</p> <p>2 ————— 3</p> <p>3 ————— 4</p> <p>GND ————— 5</p>		

TURCK Valve Connector Products

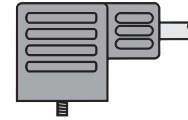
Valve Connectors, Type "B" (10 mm)

Available with PVC, PUR and Rubber Jacket
 18 and 24 AWG
 2 Conductors + Ground



NRTL/C

**All parts except "E".



Type B

"B" Style Valve Connectors, Standard Color Code

Application	Cable Specs	Pinout	Voltage VAC/DC	Straight Wired	Indicator LED	Indicator LED and MOV**	Indicator LED and Diode - DC only
Standard duty PVC	3/18 AWG, Grey PVC 105°C 6.2 mm OD Black Body	1. BK 1 2. BK 2 Gnd - GN/YE	0-220	VBS 2-A653-*M	- - - -	- - - -	- - - -
			24-48	- - - -	VBS 2-B653-*M	VBS 2-D653-*M	VBS 2-F653-*M
			110-220	- - - -	VBS 2-C653-*M	VBS 2-E653-*M	- - - -
Standard duty PUR	3/18 AWG, Grey PUR 80°C 6.2 mm OD Black Body	1. BK 1 2. BK 2 Gnd - GN/YE	0-220	VBS 2-A669-*M	- - - -	- - - -	- - - -
			24-48	- - - -	VBS 2-B669-*M	VBS 2-D669-*M	VBS 2-F669-*M
			110-220	- - - -	VBS 2-C669-*M	VBS 2-E669-*M	- - - -

"B" Style Valve Connectors, IEC Color Code

Application	Cable Specs	Pinout	Voltage VAC/DC	Straight Wired	Indicator LED	Indicator LED and MOV**	Indicator LED and Diode - DC only
Small diameter PVC	3/24 AWG, Yellow PVC 105°C 4.4 mm OD Black Body	1. BN 2. BU Gnd - BK	0-220	VBS 2-A642-*M	- - - -	- - - -	- - - -
			24-48	- - - -	VBS 2-B642-*M	VBS 2-D642-*M	VBS 2-F642-*M
			110-220	- - - -	VBS 2-C642-*M	VBS 2-E642-*M	- - - -
Small diameter PUR	3/24 AWG, Black PUR 80°C 4.2 mm OD Black Body	1. BN 2. BU Gnd - BK	0-220	VBS 2-A587-*M	- - - -	- - - -	- - - -
			24-48	- - - -	VBS 2-B587-*M	VBS 2-D587-*M	VBS 2-F587-*M
			110-220	- - - -	VBS 2-C587-*M	VBS 2-E587-*M	- - - -
Rubber	3/18 AWG, Yellow CPE SJOOW, 105°C 8.0 mm OD Black Body	1. BN 2. BU Gnd - BK	0-220	VBS 2-A654-*M	- - - -	- - - -	- - - -
			24-48	- - - -	VBS 2-B654-*M	VBS 2-D654-*M	VBS 2-F654-*M
			110-220	- - - -	VBS 2-C654-*M	VBS 2-E654-*M	- - - -

"B" Style Valve Connectors, Automotive Color Code

Application	Cable Specs	Pinout	Voltage VAC/DC	Straight Wired	Indicator LED	Indicator LED and MOV**	Indicator LED and Diode - DC only
Rubber	3/18 AWG, Yellow CPE SJOOW, 105°C 8.0 mm OD Yellow Body	1. RD/BK 2. RD/WH 3. GN	0-220	VBY 2-A658-*M	- - - -	- - - -	- - - -
			24-48	- - - -	VBY 2-B658-*M	VBY 2-D658-*M	- - - -
			110-220	- - - -	VBY 2-C658-*M	VBY 2-E658-*M	- - - -

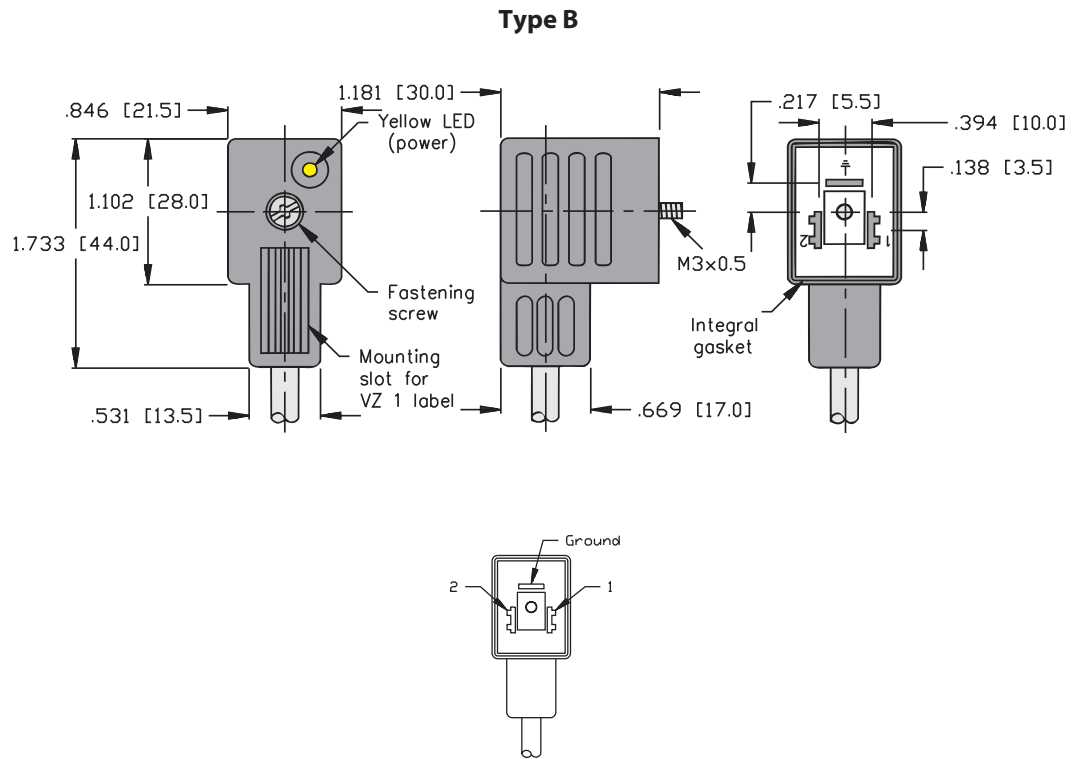
* Length in meters

Specifications

- Connector:** Oil resistant polyurethane body material, Nylon contact carrier.
- Contacts:** Silver plated copper alloy.
- Cable:** See table.
- Cable length:** Standard cable lengths are nominal 2, 5 and 10 meters. Other lengths available by request - consult factory.
- Protection Class:** NEMA 1,3,4,6P and IEC IP 67 when connected and secured.

Options: Grey connector body available (special order), change part number VBS .. or VBY .. to VBG ..
 To have cable exit on the same side as the ground pin, change part number from VBS .. To TBS ..
 For other combinations or options, consult factory.

Dimensions



Wiring Diagrams

Straight Wired (A)	Indicator LED (B, C)	Indicator LED and MOV (D, E)	Indicator LED and Diode - DC (F)
<p>1) _____</p> <p>2) _____</p> <p>GND) _____</p>			<p>DC ONLY</p>

TURCK Valve Connector Products

Valve Connectors, Type "B" (10 mm) Extensions

**eurofast® and picofast®
Connectors**

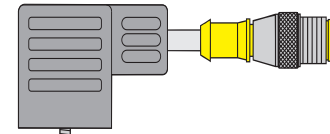
Wired for Use with Junction Box

**2 Conductors + Ground
(eurofast)**



NRTL/C

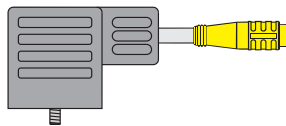
**All parts except "E".



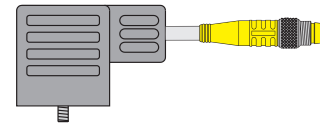
eurofast Extension

"B" Style Valve Connectors, eurofast Extension

Application	Cable Specs	Voltage VAC/DC	Straight Wired	Indicator LED	Indicator LED and MOV**	Indicator LED and Diode - DC only
Standard duty PVC	3/18 AWG Grey PVC 105°C 6.2 mm OD	0-220 24-48 110-220	VBS 2-A653-*M-RS 5.3T - - - - - - - -	- - - - VBS 2-B653-*M-RS 5.3T VBS 2-C653-*M-RS 5.3T	- - - - VBS 2-D653-*M-RS 5.3T VBS 2-E653-*M-RS 5.3T	- - - - VBS 2-F653-*M-RS 5.3T - - - -
Standard duty PUR	3/18 AWG Grey PUR 80°C 6.2 mm OD	0-220 24-48 110-220	VBS 2-A669-*M-RS 5.3T - - - - - - - -	- - - - VBS 2-B669-*M-RS 5.3T VBS 2-C669-*M-RS 5.3T	- - - - VBS 2-D669-*M-RS 5.3T VBS 2-E669-*M-RS 5.3T	- - - - VBS 2-F669-*M-RS 5.3T - - - -
Rubber	3/18 AWG Yellow CPE SJOOW, 105°C 8.0 mm OD	0-220 24-48 110-220	VBS 2-A654-*M-RSE 5.3T - - - - - - - -	- - - - VBS 2-B654-*M-RSE 5.3T VBS 2-C654-*M-RSE 5.3T	- - - - VBS 2-D654-*M-RSE 5.3T VBS 2-E654-*M-RSE 5.3T	- - - - VBS 2-F654-*M-RSE 5.3T - - - -



picofast Snap Extension



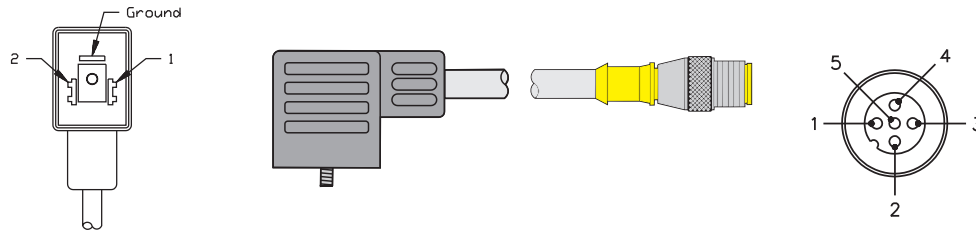
picofast Threaded Extension

"B" Style Valve Connectors, picofast Extension

Application	Cable Specs	Voltage VAC/DC	Straight Wired	Indicator LED	Indicator LED and MOV	Indicator LED and Diode - DC only
Small diameter, PVC Snap lock	3/24 AWG Yellow PVC 105°C 4.4 mm OD	0-125 24-48 110-220	VBS 2-A642-*M-PSG 3 - - - - - - - -	- - - - VBS 2-B642-*M-PSG 3 - - - -	- - - - VBS 2-D642-*M-PSG 3 - - - -	- - - - VBS 2-F642-*M-PSG 3 - - - -
Small diameter, PUR Snap lock	3/24 AWG Black PUR 80°C 4.2 mm OD	0-125 24-48 110-220	VBS 2-A587-*M-PSG 3 - - - - - - - -	- - - - VBS 2-B587-*M-PSG 3 - - - -	- - - - VBS 2-D587-*M-PSG 3 - - - -	- - - - VBS 2-F587-*M-PSG 3 - - - -
Small diameter, PVC Threaded	3/24 AWG Yellow PVC 105°C 4.4 mm OD	0-125 24-48 110-220	VBS 2-A642-*M-PSG 3M - - - - - - - -	- - - - VBS 2-B642-*M-PSG 3M - - - -	- - - - VBS 2-D642-*M-PSG 3M - - - -	- - - - VBS 2-F642-*M-PSG 3M - - - -
Small diameter, PUR Threaded	3/24 AWG Black PUR 80°C 4.2 mm OD	0-125 24-48 110-220	VBS 2-A587-*M-PSG 3M - - - - - - - -	- - - - VBS 2-B587-*M-PSG 3M - - - -	- - - - VBS 2-D587-*M-PSG 3M - - - -	- - - - VBS 2-F587-*M-PSG 3M - - - -

* Length in meters

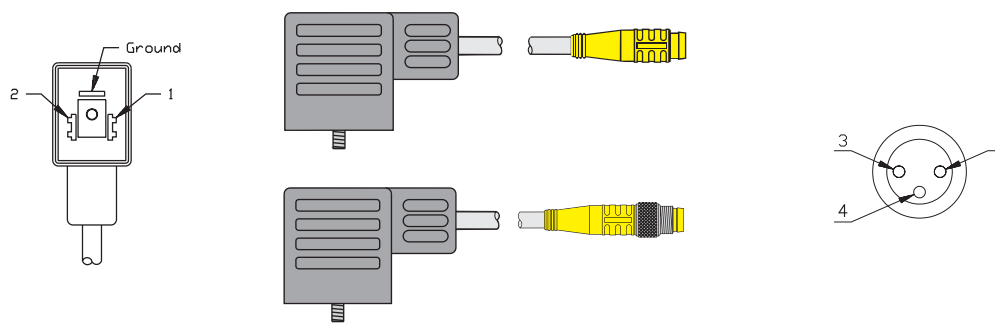
Type "B" (10 mm) Valve Connector to *eurofast* Extension



Wiring Diagrams

Straight Wired (A)	Indicator LED (B, C)	Indicator LED and MOV (D, E)	Indicator LED and Diode - DC (F)

Type "B" (10 mm) Valve Connector to *picofast* Extension



Wiring Diagrams

Straight Wired (A)	Indicator LED (B, C)	Indicator LED and MOV (D, E)	Indicator LED and Diode - DC (F)

TURCK Valve Connector Products

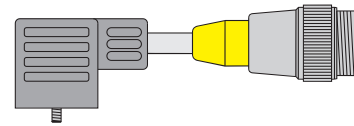
Valve Connectors, Type "B" (10 mm) Extensions

**minifast[®] and microfast[®]
Connectors**
18 AWG
2 Conductors + Ground



NRTL/C

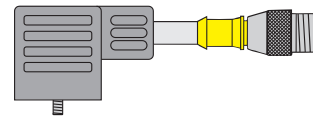
**All parts except "E".



minifast Extension

"B" Style Valve Connectors, minifast Extension

Application	Cable Specs	Voltage VAC/DC	Straight Wired	Indicator LED	Indicator LED and MOV**
Standard duty PVC	3/18 AWG, Grey PVC 105°C 6.2 mm OD Black Body	0-220 24-48 110-220	VBS 2-A653-*M-RSM 30 - - - - - - - -	- - - - VBS 2-B653-*M-RSM 30 VBS 2-C653-*M-RSM 30	- - - - VBS 2-D653-*M-RSM 30 VBS 2-E653-*M-RSM 30
Standard duty PUR	3/18 AWG, Grey PUR 80°C 6.2 mm OD Black Body	0-220 24-48 110-220	VBS 2-A669-*M-RSM 30 - - - - - - - -	- - - - VBS 2-B669-*M-RSM 30 VBS 2-C669-*M-RSM 30	- - - - VBS 2-D669-*M-RSM 30 VBS 2-E669-*M-RSM 30
Rubber	3/18 AWG, Yellow CPE SJOOW, 105°C 8.0 mm OD Yellow Body	0-220 24-48 110-220	VBY 2-A658-*M-RSM 30 - - - - - - - -	- - - - VBY 2-B658-*M-RSM 30 VBY 2-C658-*M-RSM 30	- - - - VBY 2-D658-*M-RSM 30 VBY 2-E658-*M-RSM 30



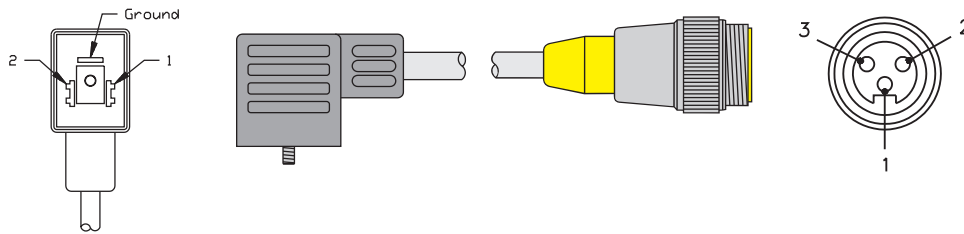
microfast Extension

"B" Style Valve Connectors, microfast Extension

Application	Cable Specs	Voltage VAC/DC	Straight Wired	Indicator LED	Indicator LED and MOV**
Standard duty PVC	3/18 AWG, Grey PVC 105°C 6.2 mm OD Black Body	0-220 24-48 110-220	VBS 2-A653-*M-SB 3T - - - - - - - -	- - - - VBS 2-B653-*M-SB 3T VBS 2-C653-*M-SB 3T	- - - - VBS 2-D653-*M-SB 3T VBS 2-E653-*M-SB 3T
Standard duty PUR	3/18 AWG, Grey PUR 80°C 6.2 mm OD Black Body	0-220 24-48 110-220	VBS 2-A669-*M-SB 3T - - - - - - - -	- - - - VBS 2-B669-*M-SB 3T VBS 2-C669-*M-SB 3T	- - - - VBS 2-D669-*M-SB 3T VBS 2-E669-*M-SB 3T
Rubber	3/18 AWG, Yellow CPE SJOOW, 105°C 8.0 mm OD Yellow Body	0-220 24-48 110-220	VBY 2-A658-*M-SBE 3T - - - - - - - -	- - - - VBY 2-B658-*M-SBE 3T VBY 2-C658-*M-SBE 3T	- - - - VBY 2-D658-*M-SBE 3T VBY 2-E658-*M-SBE 3T

* Length in meters

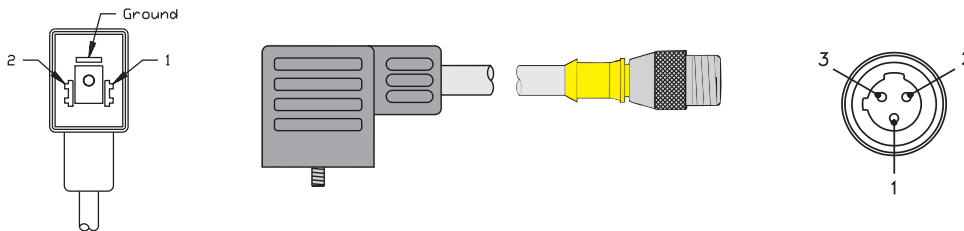
Type "B" (10 mm) Valve Connector to *minifast* Extension



Wiring Diagrams

Straight Wired (A)	Indicator LED (B, C)	Indicator LED and MOV (D, E)
<p>1 → 2</p> <p>2 → 3</p> <p>GND → 1</p>		

Type "B" (10 mm) Valve Connector to *microfast* Extension



Wiring Diagrams

Straight Wired (A)	Indicator LED (B, C)	Indicator LED and MOV (D, E)
<p>1 → 2</p> <p>2 → 3</p> <p>GND → 1</p>		

TURCK Valve Connector Products

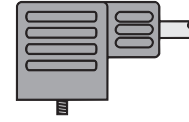
Valve Connectors, Type "I" (11 mm)

Available with PVC, PUR and Rubber Jacket
 18 and 24 AWG
 2 Conductors + Ground



NRTL/C

**All parts except "E".



Type I

"I" Style Valve Connectors, Standard Color Code

Application	Cable Specs	Pinout	Voltage VAC/DC	Straight Wired	Indicator LED	Indicator LED and MOV**	Indicator LED and Diode - DC only
Standard duty PVC	3/18 AWG, Grey PVC 105°C 6.2 mm OD Black Body	1. BK 1 2. BK 2 Gnd - GN/YE	0-220 24-48 110-220	VIS 2-A653-*M	- - - -	- - - -	- - - -
				- - - -	VIS 2-B653-*M	VIS 2-D653-*M	VIS 2-F653-*M
				- - - -	VIS 2-C653-*M	VIS 2-E653-*M	- - - -
Standard duty PUR	3/18 AWG, Grey PUR 80°C 6.2 mm OD Black Body	1. BK 1 2. BK 2 Gnd - GN/YE	0-220 24-48 110-220	VIS 2-A669-*M	- - - -	- - - -	- - - -
				- - - -	VIS 2-B669-*M	VIS 2-D669-*M	VIS 2-F669-*M
				- - - -	VIS 2-C669-*M	VIS 2-E669-*M	- - - -

"I" Style Valve Connectors, IEC Color Code

Application	Cable Specs	Pinout	Voltage VAC/DC	Straight Wired	Indicator LED	Indicator LED and MOV**	Indicator LED and Diode - DC only
Small diameter PVC	3/24 AWG, Yellow PVC 105°C 4.4 mm OD Black Body	1. BN 2. BU Gnd - BK	0-220 24-48 110-220	VIS 2-A642-*M	- - - -	- - - -	- - - -
				- - - -	VIS 2-B642-*M	VIS 2-D642-*M	VIS 2-F642-*M
				- - - -	VIS 2-C642-*M	VIS 2-E642-*M	- - - -
Small diameter PUR	3/24 AWG, Black PUR 80°C 4.2 mm OD Black Body	1. BN 2. BU Gnd - BK	0-220 24-48 110-220	VIS 2-A587-*M	- - - -	- - - -	- - - -
				- - - -	VIS 2-B587-*M	VIS 2-D587-*M	VIS 2-F587-*M
				- - - -	VIS 2-C587-*M	VIS 2-E587-*M	- - - -
Rubber	3/18 AWG, Yellow CPE SJOOW, 105°C 8.0 mm OD Black Body	1. BN 2. BU Gnd - BK	0-220 24-48 110-220	VIS 2-A654-*M	- - - -	- - - -	- - - -
				- - - -	VIS 2-B654-*M	VIS 2-D654-*M	VIS 2-F654-*M
				- - - -	VIS 2-C654-*M	VIS 2-E654-*M	- - - -

"I" Style Valve Connectors, Automotive Color Code

Application	Cable Specs	Pinout	Voltage VAC/DC	Straight Wired	Indicator LED	Indicator LED and MOV**	Indicator LED and Diode - DC only
Rubber	3/18 AWG, Yellow CPE SJOOW, 105°C 8.0 mm OD Yellow Body	1. RD 1 2. RD 2 Gnd - GN	0-220 24-48 110-220	VIY 2-A658-*M	- - - -	- - - -	- - - -
				- - - -	VIY 2-B658-*M	VIY 2-D658-*M	- - - -
				- - - -	VIY 2-C658-*M	VIY 2-E658-*M	- - - -

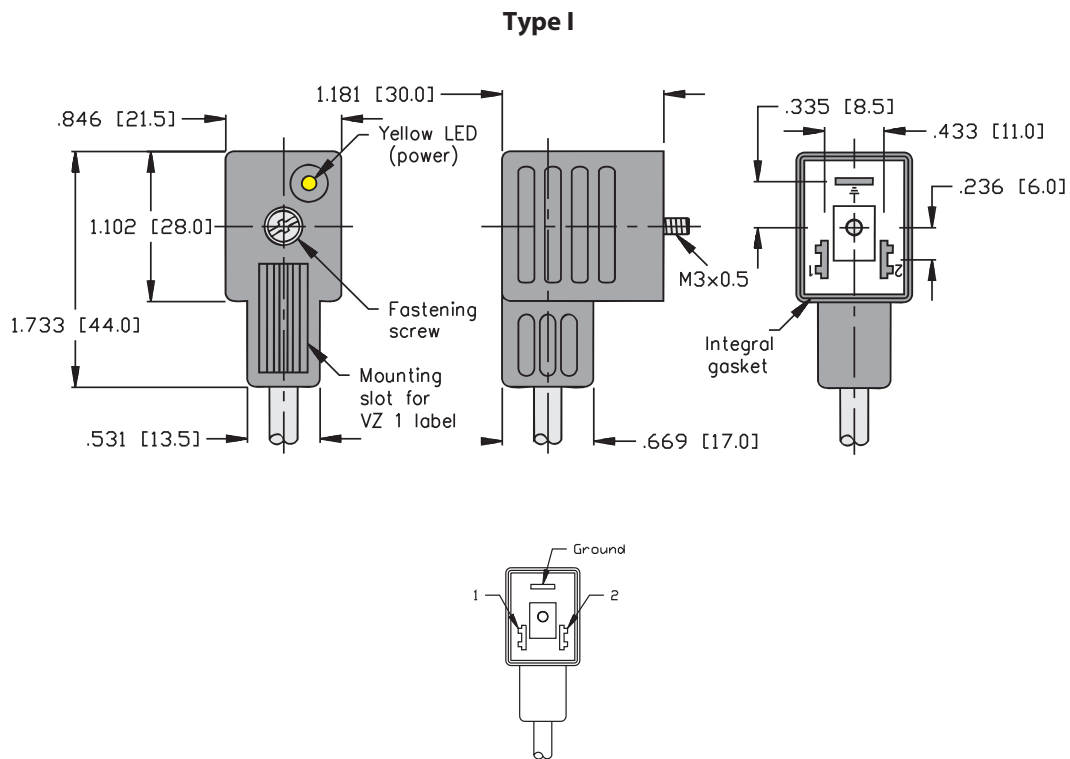
* Length in meters

Specifications

- Connector:** Oil resistant polyurethane body material, Nylon contact carrier.
- Contacts:** Silver plated copper alloy.
- Cable:** See table.
- Cable length:** Standard cable lengths are nominal 2, 5 and 10 meters. Other lengths available by request - consult factory.
- Protection Class:** NEMA 1,3,4,6P and IEC IP 67 when connected and secured.

Options: Grey connector body available (special order), change part number VIS .. or VIY .. to VIG ..
 To have cable exit on the same side as the ground pin, change part number from VIS .. to TIS ..
 For other combinations or options, consult factory.

Dimensions



Wiring Diagrams

Straight Wired (A)	Indicator LED (B, C)	Indicator LED and MOV (D, E)	Indicator LED and Diode - DC (F)

TURCK Valve Connector Products

Valve Connectors, Type "I" (11 mm) Extensions

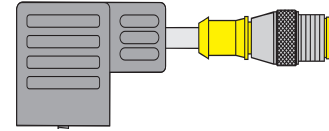
**eurofast® and picofast®
Connectors**

**Wired for Use with Junction Box
2 Conductors + Ground**



NRTL/C

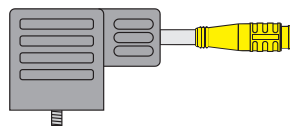
**All parts except "E".



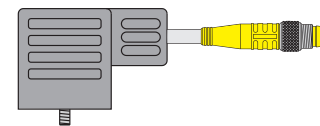
eurofast Extension

"I" Style Valve Connectors, eurofast Extension

Application	Cable Specs	Voltage VAC/DC	Straight Wired	Indicator LED	Indicator LED and MOV**	Indicator LED and Diode - DC only
Standard duty PVC	3/18 AWG Grey PVC 105°C 6.2 mm OD	0-220 24-48 110-220	VIS 2-A653-*M-RS 5.3T	- - - -	- - - -	- - - -
			- - - -	VIS 2-B653-*M-RS 5.3T	VIS 2-D653-*M-RS 5.3T	VIS 2-F653-*M-RS 5.3T
			- - - -	VIS 2-C653-*M-RS 5.3T	VIS 2-E653-*M-RS 5.3T	- - - -
Standard duty PUR	3/18 AWG Grey PUR 80°C 6.2 mm OD	0-220 24-48 110-220	VIS 2-A669-*M-RS 5.3T	- - - -	- - - -	- - - -
			- - - -	VIS 2-B669-*M-RS 5.3T	VIS 2-D669-*M-RS 5.3T	VIS 2-F669-*M-RS 5.3T
			- - - -	VIS 2-C669-*M-RS 5.3T	VIS 2-E669-*M-RS 5.3T	- - - -
Rubber	3/18 AWG Yellow CPE SJOOW, 105°C 8.0 mm OD	0-220 24-48 110-220	VIS 2-A654-*M-RSE 5.3T	- - - -	- - - -	- - - -
			- - - -	VIS 2-B654-*M-RSE 5.3T	VIS 2-D654-*M-RSE 5.3T	VIS 2-F654-*M-RSE 5.3T
			- - - -	VIS 2-C654-*M-RSE 5.3T	VIS 2-E654-*M-RSE 5.3T	- - - -



picofast Snap Extension



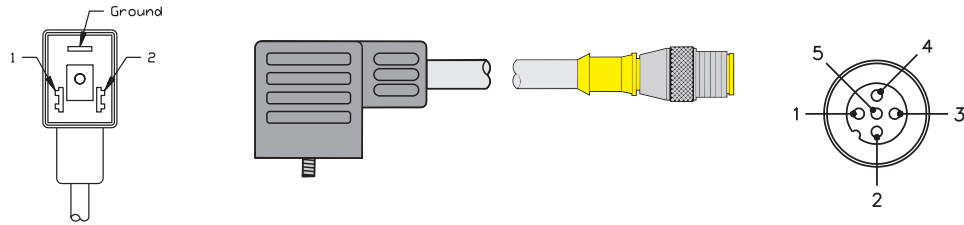
picofast Threaded Extension

"I" Style Valve Connectors, picofast Extension

Application	Cable Specs	Voltage VAC/DC	Straight Wired	Indicator LED	Indicator LED and MOV	Indicator LED and Diode - DC only
Small diameter, PVC Snap lock	3/24 AWG Yellow PVC 105°C 4.4 mm OD	0-125 24-48 110-220	VIS 2-A642-*M-PSG 3	- - - -	- - - -	- - - -
			- - - -	VIS 2-B642-*M-PSG 3	VIS 2-D642-*M-PSG 3	VIS 2-F642-*M-PSG 3
			- - - -	- - - -	- - - -	- - - -
Small diameter, PUR Snap lock	3/24 AWG Black PUR 80°C 4.2 mm OD	0-125 24-48 110-220	VIS 2-A587-*M-PSG 3	- - - -	- - - -	- - - -
			- - - -	VIS 2-B587-*M-PSG 3	VIS 2-D587-*M-PSG 3	VIS 2-F587-*M-PSG 3
			- - - -	- - - -	- - - -	- - - -
Small diameter, PVC Threaded	3/24 AWG Yellow PVC 105°C 4.4 mm OD	0-125 24-48 110-220	VIS 2-A642-*M-PSG 3M	- - - -	- - - -	- - - -
			- - - -	VIS 2-B642-*M-PSG 3M	VIS 2-D642-*M-PSG 3M	VIS 2-F642-*M-PSG 3M
			- - - -	- - - -	- - - -	- - - -
Small diameter, PUR Threaded	3/24 AWG Black PUR 80°C 4.2 mm OD	0-125 24-48 110-220	VIS 2-A587-*M-PSG 3M	- - - -	- - - -	- - - -
			- - - -	VIS 2-B587-*M-PSG 3M	VIS 2-D587-*M-PSG 3M	VIS 2-F587-*M-PSG 3M
			- - - -	- - - -	- - - -	- - - -

* Length in meters

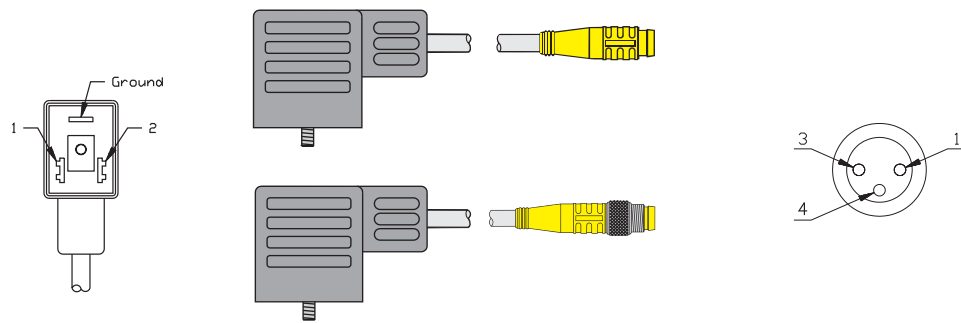
Type "I" (11 mm) Valve Connector to eurofast Extension



Wiring Diagrams

Straight Wired (A)	Indicator LED (B, C)	Indicator LED and MOV (D, E)	Indicator LED and Diode - DC (F)
<p>1 → 4</p> <p>2 → 3</p> <p>GND → 5</p>			<p>DC ONLY</p>

Type "I" (11 mm) Valve Connector to picofast Extension



Wiring Diagrams

Straight Wired (A)	Indicator LED (B, C)	Indicator LED and MOV (D, E)	Indicator LED and Diode - DC (F)
<p>1 → 4</p> <p>2 → 3</p> <p>GND → NC</p>			<p>DC ONLY</p>

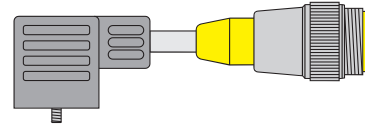
TURCK Valve Connector Products

Valve Connectors, Type "I" (11 mm) Extensions

minifast[®] and microfast[®] Connectors
 Available with PVC, PUR and Rubber Jacket
18 AWG
2 Conductors + Ground (eurofast)



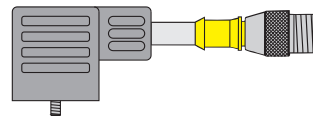
**All parts except "E".



"I" Style Valve Connectors, minifast Extension

minifast Extension

Application	Cable Specs	Voltage VAC/DC	Straight Wired	Indicator LED	Indicator LED and MOV**
Standard duty PVC	3/18 AWG, Grey PVC 105°C 6.2 mm OD Black Body	0-220 24-48 110-220	VIS 2-A653-*M-RSM 30	- - - -	- - - -
			- - - -	VIS 2-B653-*M-RSM 30	VIS 2-D653-*M-RSM 30
			- - - -	VIS 2-C653-*M-RSM 30	VIS 2-E653-*M-RSM 30
Standard duty PUR	3/18 AWG, Grey PUR 80°C 6.2 mm OD Black Body	0-220 24-48 110-220	VIS 2-A669-*M-RSM 30	- - - -	- - - -
			- - - -	VIS 2-B669-*M-RSM 30	VIS 2-D669-*M-RSM 30
			- - - -	VIS 2-C669-*M-RSM 30	VIS 2-E669-*M-RSM 30
Rubber	3/18 AWG, Yellow CPE SJOOW, 105°C 8.0 mm OD Yellow Body	0-220 24-48 110-220	VIY 2-A658-*M-RSM 30	- - - -	- - - -
			- - - -	VIY 2-B658-*M-RSM 30	VIY 2-D658-*M-RSM 30
			- - - -	VIY 2-C658-*M-RSM 30	VIY 2-E658-*M-RSM 30



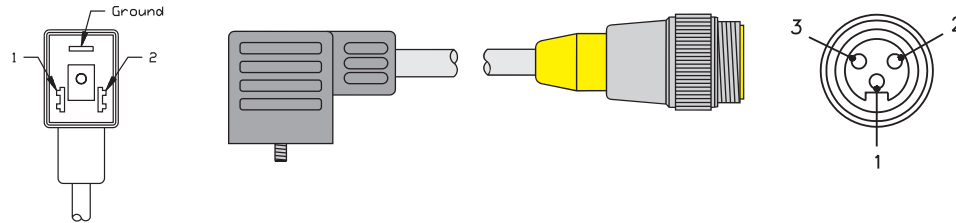
"I" Style Valve Connectors, microfast Extension

microfast Extension

Application	Cable Specs	Voltage VAC/DC	Straight Wired	Indicator LED	Indicator LED and MOV**
Standard duty PVC	3/18 AWG, Grey PVC 105°C 6.2 mm OD Black Body	0-220 24-48 110-220	VIS 2-A653-*M-SB 3T	- - - -	- - - -
			- - - -	VIS 2-B653-*M-SB 3T	VIS 2-D653-*M-SB 3T
			- - - -	VIS 2-C653-*M-SB 3T	VIS 2-E653-*M-SB 3T
Standard duty PUR	3/18 AWG, Grey PUR 80°C 6.2 mm OD Black Body	0-220 24-48 110-220	VIS 2-A669-*M-SB 3T	- - - -	- - - -
			- - - -	VIS 2-B669-*M-SB 3T	VIS 2-D669-*M-SB 3T
			- - - -	VIS 2-C669-*M-SB 3T	VIS 2-E669-*M-SB 3T
Rubber	3/18 AWG, Yellow CPE SJOOW, 105°C 8.0 mm OD Yellow Body	0-220 24-48 110-220	VIY 2-A658-*M-SBE 3T	- - - -	- - - -
			- - - -	VIY 2-B658-*M-SBE 3T	VIY 2-D658-*M-SBE 3T
			- - - -	VIY 2-C658-*M-SBE 3T	VIY 2-E658-*M-SBE 3T

* Length in meters

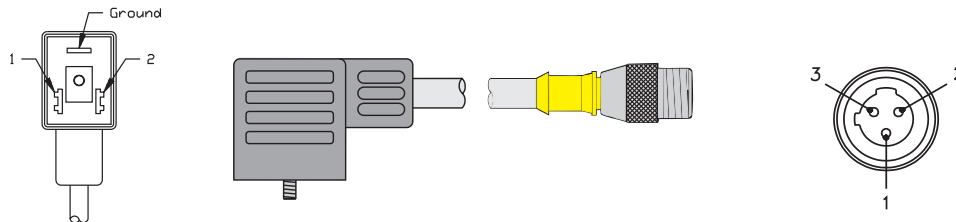
Type "I" (11 mm) Valve Connector to *minifast* Extension



Wiring Diagrams

Straight Wired (A)	Indicator LED (B, C)	Indicator LED and MOV (D, E)

Type "I" (11 mm) Valve Connector to *microfast* Extension



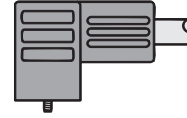
Wiring Diagrams

Straight Wired (A)	Indicator LED (B, C)	Indicator LED and MOV (D, E)

TURCK Valve Connector Products

Valve Connectors, Type "C" (8 mm)

Available with PVC and PUR
Jackets
18 and 24 AWG
2 Conductor + Ground



Type C

"C" (8.0 mm) Style Valve Connectors, Standard Color Code

Application	Cable Specs	Pinout	Voltage VAC/DC	Straight Wired	Indicator LED	Indicator LED and Suppressor Diodes
Standard duty PVC	3/18 AWG, Grey PVC 105°C 6.2 mm OD Black Body	1. BK 1 2. BK 2 Gnd - GN/YE	0-220	TC8S 2-A653-*M	- - - -	- - - -
			24	- - - -	TC8S 2-L653-*M	TC8S 2-P653-*M
			48	- - - -	TC8S 2-M653-*M	TC8S 2-R653-*M
			110	- - - -	TC8S 2-N653-*M	- - - -
Standard duty PUR	3/18 AWG, Grey PUR 80°C 6.2 mm OD Black Body	1. BK 1 2. BK 2 Gnd - GN/YE	0-220	TC8S 2-A669-*M	- - - -	- - - -
			24	- - - -	TC8S 2-L669-*M	TC8S 2-P669-*M
			48	- - - -	TC8S 2-M669-*M	TC8S 2-R669-*M
			110	- - - -	TC8S 2-N669-*M	- - - -

"C" (8.0 mm) Style Valve Connectors, IEC Color Code

Application	Cable Specs	Pinout	Voltage VAC/DC	Straight Wired	Indicator LED	Indicator LED and Suppressor Diodes
Small diameter PVC	3/24 AWG, Yellow PVC 105°C 4.4 mm OD Black Body	1. BN 2. BU Gnd - BK	0-220	TC8S 2-A642-*M	- - - -	- - - -
			24	- - - -	TC8S 2-L642-*M	TC8S 2-P642-*M
			48	- - - -	TC8S 2-M642-*M	TC8S 2-R642-*M
			110	- - - -	TC8S 2-N642-*M	- - - -
Small diameter PUR	3/24 AWG, Black PUR 80°C 4.2 mm OD Black Body	1. BN 2. BU Gnd - BK	0-220	TC8S 2-A587-*M	- - - -	- - - -
			24	- - - -	TC8S 2-L587-*M	TC8S 2-P587-*M
			48	- - - -	TC8S 2-M587-*M	TC8S 2-R587-*M
			110	- - - -	TC8S 2-N587-*M	- - - -

* Length in meters

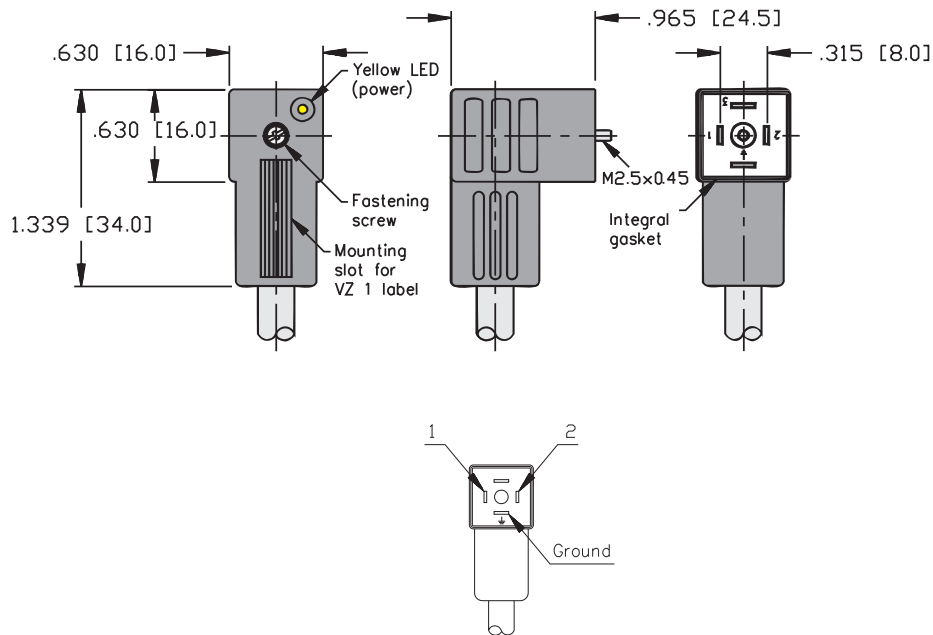
Specifications

- Connector:** Oil resistant polyurethane body material, Nylon contact carrier.
- Contacts:** Silver plated copper alloy.
- Cable:** See table.
- Cable length:** Standard cable lengths are nominal 5 meters. Other lengths available by request - consult factory.
- Protection Class:** NEMA 1,3,4,6P and IEC IP 67 when connected and secured.

Options: Grey connector body available (special order), change part number TC8S... To TC8G...
For other combinations or options, consult factory.

Dimensions

Type C (8 mm)



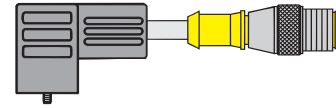
Wiring Diagrams

Straight Wired (A)	Indicator LED (L, M, N)	Indicator LED and Suppressor Diodes (P, R)
<p>1) _____</p> <p>2) _____</p> <p>GND) _____</p>		

TURCK Valve Connector Products

Valve Connectors, Type "C" (8 mm) Extensions

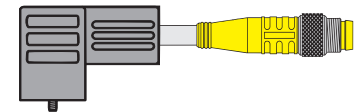
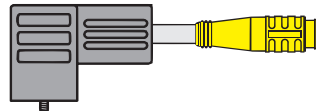
Available with PVC and PUR
Jackets
18 and 24 AWG
2 Conductor + Ground (eurofast)



"C" (8.0 mm) Style Valve Connectors, eurofast Extension

eurofast Extension

Application	Cable Specs	Voltage VAC/DC	Straight Wired	Indicator LED	Indicator LED and Suppressor Diodes
Standard duty PVC	3/18 AWG, Grey PVC 105°C 6.2 mm OD Black Body	0-220	TC8S 2-A653-*M-RS 5.3T	- - - -	- - - -
		24	- - - -	TC8S 2-L653-*M-RS 5.3T	TC8S 2-P653-*M-RS 5.3T
		48	- - - -	TC8S 2-M653-*M-RS 5.3T	TC8S 2-R653-*M-RS 5.3T
		110	- - - -	TC8S 2-N653-*M-RS 5.3T	- - - -
Standard duty PUR	3/18 AWG, Grey PUR 80°C 6.2 mm OD Black Body	0-220	TC8S 2-A669-*M-RS 5.3T	- - - -	- - - -
		24	- - - -	TC8S 2-L669-*M-RS 5.3T	TC8S 2-P669-*M-RS 5.3T
		48	- - - -	TC8S 2-M669-*M-RS 5.3T	TC8S 2-R669-*M-RS 5.3T
		110	- - - -	TC8S 2-N669-*M-RS 5.3T	- - - -



"C" (8.0 mm) Style Valve Connectors, picofast Extension

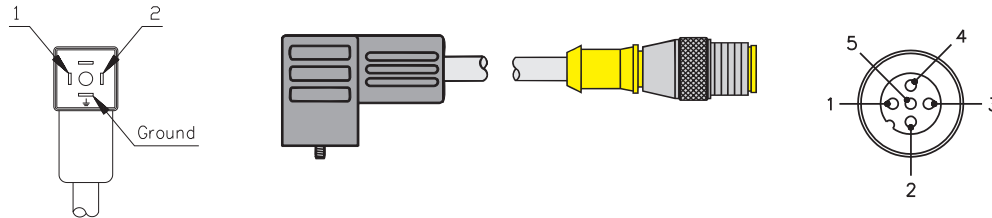
picofast Snap Extension

picofast Threaded Extension

Application	Cable Specs	Voltage VAC/DC	Straight Wired	Indicator LED	Indicator LED and Suppressor Diodes
Small diameter, PVC Snap Lock	3/24 AWG Yellow PVC 105°C 4.4 mm OD	0-125	TC8S 2-A642-*M-PSG 3	- - - -	- - - -
		24	- - - -	TC8S 2-L642-*M-PSG 3	TC8S 2-P642-*M-PSG 3
		48	- - - -	TC8S 2-M642-*M-PSG 3	TC8S 2-R642-*M-PSG 3
Small diameter, PUR Snap Lock	3/24 AWG Black PUR 80°C 4.2 mm OD	0-125	TC8S 2-A587-*M-PSG 3	- - - -	- - - -
		24	- - - -	TC8S 2-L587-*M-PSG 3	TC8S 2-P587-*M-PSG 3
		48	- - - -	TC8S 2-M587-*M-PSG 3	TC8S 2-R587-*M-PSG 3
Small diameter, PVC Threaded	3/24 AWG Yellow PVC 105°C 4.4 mm OD	0-125	TC8S 2-A642-*M-PSG 3M	- - - -	- - - -
		24	- - - -	TC8S 2-L642-*M-PSG 3M	TC8S 2-P642-*M-PSG 3M
		48	- - - -	TC8S 2-M642-*M-PSG 3M	TC8S 2-R642-*M-PSG 3M
Small diameter, PUR Threaded	3/24 AWG Black PUR 80°C 4.2 mm OD	0-125	TC8S 2-A587-*M-PSG 3M	- - - -	- - - -
		24	- - - -	TC8S 2-L587-*M-PSG 3M	TC8S 2-P587-*M-PSG 3M
		48	- - - -	TC8S 2-M587-*M-PSG 3M	TC8S 2-R587-*M-PSG 3M

* Length in meters

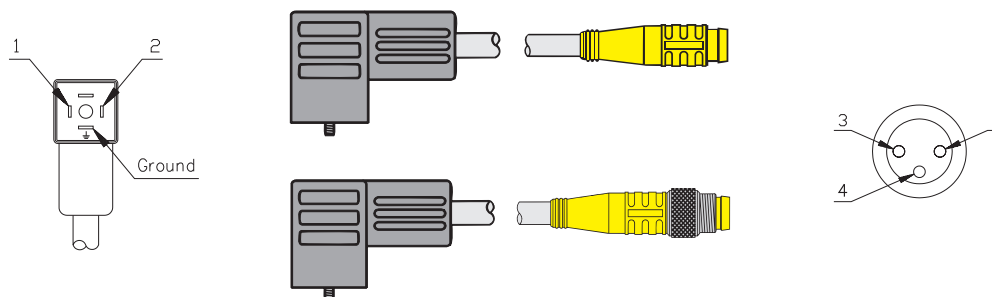
Type "C" (8 mm) Valve Connector to eurofast Extension



Wiring Diagrams

Straight Wired (A)	Indicator LED (L, M, N)	Indicator LED and Suppressor Diodes (P, R)
<p>1 → 4</p> <p>2 → 3</p> <p>GND → 5</p>		

Type "C" (8 mm) Valve Connector to picofast Extension



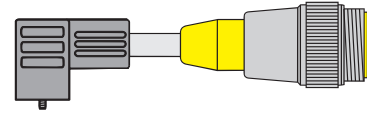
Wiring Diagrams

Straight Wired (A)	Indicator LED (L, M)	Indicator LED and Suppressor Diodes (P, R)
<p>1 → 4</p> <p>2 → 3</p> <p>GND → NC</p>		

TURCK Valve Connector Products

Valve Connectors, Type "C" (8 mm) Extensions

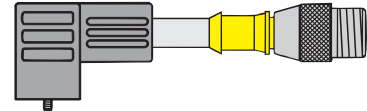
Available with PVC and PUR
Jackets
18 AWG
2 Conductor + Ground



minifast Extension

"C" (8.0 mm) Style Valve Connectors, minifast Extension

Application	Cable Specs	Voltage VAC/DC	Straight Wired	Indicator LED	Indicator LED and Suppressor Diodes
Standard duty PVC	3/18 AWG, Grey PVC 105°C 6.2 mm OD Black Body	0-220	TC8S 2-A653-*M-RSM 30	- - - -	- - - -
		24	- - - -	TC8S 2-L653-*M-RSM 30	TC8S 2-P653-*M-RSM 30
		48	- - - -	TC8S 2-M653-*M-RSM 30	TC8S 2-R653-*M-RSM 30
		110	- - - -	TC8S 2-N653-*M-RSM 30	- - - -
Standard duty PUR	3/18 AWG, Grey PUR 80°C 6.2 mm OD Black Body	0-220	TC8S 2-A669-*M-RSM 30	- - - -	- - - -
		24	- - - -	TC8S 2-L669-*M-RSM 30	TC8S 2-P669-*M-RSM 30
		48	- - - -	TC8S 2-M669-*M-RSM 30	TC8S 2-R669-*M-RSM 30
		110	- - - -	TC8S 2-N669-*M-RSM 30	- - - -



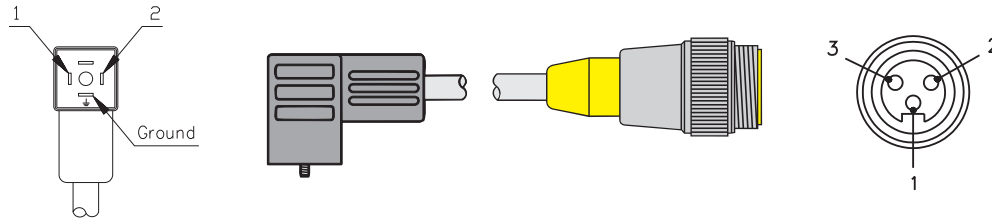
microfast Extension

"C" (8.0 mm) Style Valve Connectors, microfast Extension

Application	Cable Specs	Voltage VAC/DC	Straight Wired	Indicator LED	Indicator LED and Suppressor Diodes
Standard duty PVC	3/18 AWG, Grey PVC 105°C 6.2 mm OD Black Body	0-220	TC8S 2-A653-*M-SB 3T	- - - -	- - - -
		24	- - - -	TC8S 2-L653-*M-SB 3T	TC8S 2-P653-*M-SB 3T
		48	- - - -	TC8S 2-M653-*M-SB 3T	TC8S 2-R653-*M-SB 3T
		110	- - - -	TC8S 2-N653-*M-SB 3T	- - - -
Standard duty PUR	3/18 AWG, Grey PUR 80°C 6.2 mm OD Black Body	0-220	TC8S 2-A669-*M-SB 3T	- - - -	- - - -
		24	- - - -	TC8S 2-L669-*M-SB 3T	TC8S 2-P669-*M-SB 3T
		48	- - - -	TC8S 2-M669-*M-SB 3T	TC8S 2-R669-*M-SB 3T
		110	- - - -	TC8S 2-N669-*M-SB 3T	- - - -

* Length in meters

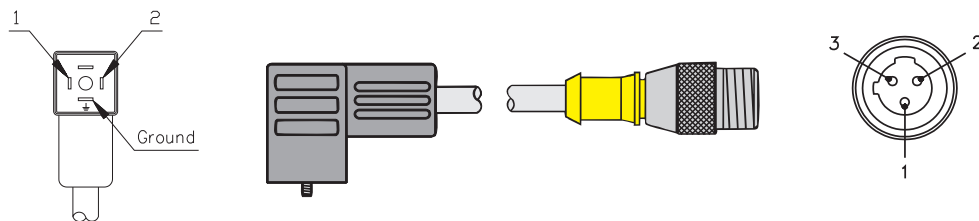
Type "C" (8 mm) Valve Connector to minifast Extension



Wiring Diagrams

Straight Wired (A)	Indicator LED (L, M)	Indicator LED and Suppressor Diodes (P, R)
<p>1 → 2 2 → 3 GND → 1</p>		

Type "C" (8 mm) Valve Connector microfast Extension



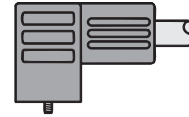
Wiring Diagrams

Straight Wired (A)	Indicator LED (L, M)	Indicator LED and Suppressor Diodes (P, R)
<p>1 → 2 2 → 3 GND → 1</p>		

TURCK Valve Connector Products

Valve Connectors, Type "C" (9.4 mm)

Available with PVC and PUR
Jackets
18 and 24 AWG
2 Conductor + Ground



Type C

"C" (9.4 mm) Style Valve Connectors, Standard Color Code

Application	Cable Specs	Pinout	Voltage VAC/DC	Straight Wired	Indicator LED	Indicator LED and Suppressor Diodes
Standard duty PVC	3/18 AWG, Grey PVC 105°C 6.2 mm OD Black Body	1. BK 1 2. BK 2 Gnd-GN/YE	0-220	TC9S 2-A653-*M	- - - -	- - - -
			24	- - - -	TC9S 2-L653-*M	TC9S 2-P653-*M
			48	- - - -	TC9S 2-M653-*M	TC9S 2-R653-*M
			110	- - - -	TC9S 2-N653-*M	- - - -
Standard duty PUR	3/18 AWG, Grey PUR 80°C 6.2 mm OD Black Body	1. BK 1 2. BK 2 Gnd-GN/YE	0-220	TC9S 2-A669-*M	- - - -	- - - -
			24	- - - -	TC9S 2-L669-*M	TC9S 2-P669-*M
			48	- - - -	TC9S 2-M669-*M	TC9S 2-R669-*M
			110	- - - -	TC9S 2-N669-*M	- - - -

"C" (9.4 mm) Style Valve Connectors, IEC Color Code

Application	Cable Specs	Pinout	Voltage VAC/DC	Straight Wired	Indicator LED	Indicator LED and Suppressor Diodes
Small diameter PVC	3/24 AWG, Yellow PVC 105°C 4.4 mm OD Black Body	1. BN 2. BU Gnd - BK	0-220	TC9S 2-A642-*M	- - - -	- - - -
			24	- - - -	TC9S 2-L642-*M	TC9S 2-P642-*M
			48	- - - -	TC9S 2-M642-*M	TC9S 2-R642-*M
			110	- - - -	TC9S 2-N642-*M	- - - -
Small diameter PUR	3/24 AWG, Black PUR 80°C 4.2 mm OD Black Body	1. BN 2. BU Gnd - BK	0-220	TC9S 2-A587-*M	- - - -	- - - -
			24	- - - -	TC9S 2-L587-*M	TC9S 2-P587-*M
			48	- - - -	TC9S 2-M587-*M	TC9S 2-R587-*M
			110	- - - -	TC9S 2-N587-*M	- - - -

* Length in meters

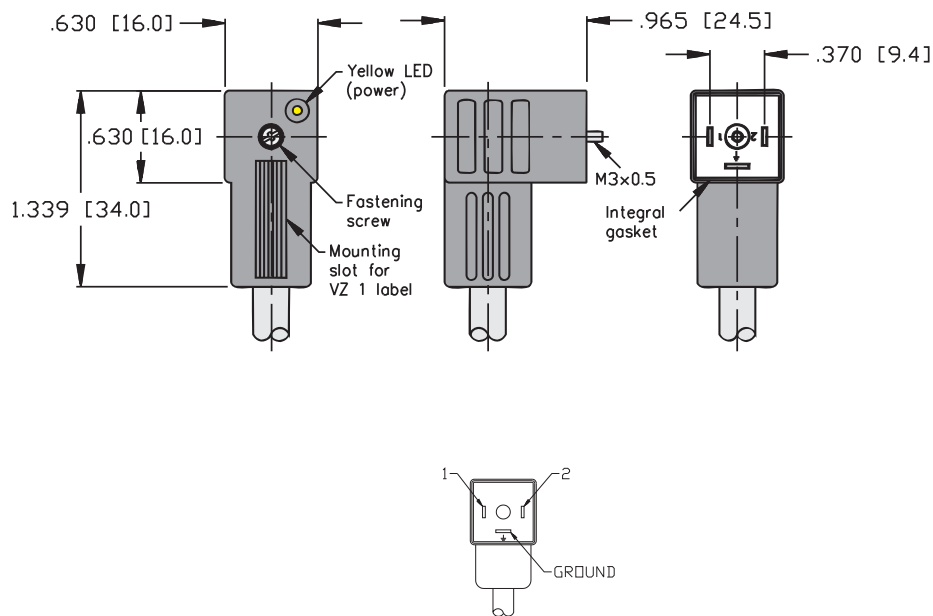
Specifications

- Connector:** Oil resistant polyurethane body material, Nylon contact carrier.
- Contacts:** Silver plated copper alloy.
- Cable:** See table.
- Cable length:** Standard cable lengths are nominal 5 meters. Other lengths available by request - consult factory.
- Protection Class:** NEMA 1,3,4,6P and IEC IP 67 when connected and secured.

Options: Grey connector body available (special order), change part number TC9S...to TC9G...
For other combinations or options, consult factory.

Dimensions

Type C (9.4 mm)



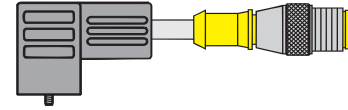
Wiring Diagrams

Straight Wired (A)	Indicator LED (L, M, N)	Indicator LED and Suppressor Diodes (P, R)
<p>1) _____</p> <p>2) _____</p> <p>GND) _____</p>		

TURCK Valve Connector Products

Valve Connectors, Type "C" (9.4 mm) Extensions

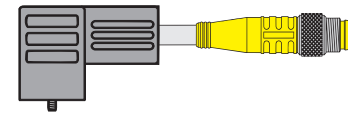
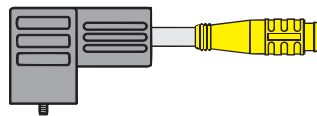
Available with PVC and PUR
Jackets
2 Conductor + Ground (eurofast)



"C" (9.4 mm) Style Valve Connectors, eurofast Extension

eurofast Extension

Application	Cable Specs	Voltage VAC/DC	Straight Wired	Indicator LED	Indicator LED and Suppressor Diodes
Standard duty PVC	3/18 AWG, Grey PVC 105°C 6.2 mm OD Black Body	0-220	TC9S 2-A653-*M-RS 5.3T	- - - -	- - - -
		24	- - - -	TC9S 2-L653-*M-RS 5.3T	TC9S 2-P653-*M-RS 5.3T
		48	- - - -	TC9S 2-M653-*M-RS 5.3T	TC9S 2-R653-*M-RS 5.3T
		110	- - - -	TC9S 2-N653-*M-RS 5.3T	- - - -
Standard duty PUR	3/18 AWG, Grey PUR 80°C 6.2 mm OD Black Body	0-220	TC9S 2-A669-*M-RS 5.3T	- - - -	- - - -
		24	- - - -	TC9S 2-L669-*M-RS 5.3T	TC9S 2-P669-*M-RS 5.3T
		48	- - - -	TC9S 2-M669-*M-RS 5.3T	TC9S 2-R669-*M-RS 5.3T
		110	- - - -	TC9S 2-N669-*M-RS 5.3T	- - - -



"C" Style Valve Connectors, picofast Extension

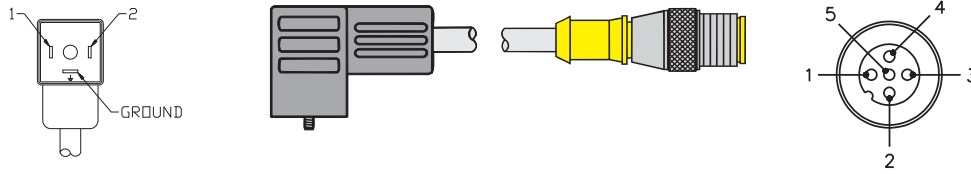
picofast Snap Extension

picofast Threaded Extension

Application	Cable Specs	Voltage VAC/DC	Straight Wired	Indicator LED	Indicator LED and Suppressor Diodes
Small diameter, PVC Snap lock	3/24 AWG Yellow PVC 105°C 4.4 mm OD	0-125	TC9S 2-A642-*M-PSG 3	- - - -	- - - -
		24	- - - -	TC9S 2-L642-*M-PSG 3	TC9S 2-P642-*M-PSG 3
		48	- - - -	TC9S 2-M642-*M-PSG 3	TC9S 2-R642-*M-PSG 3
Small diameter, PUR Snap lock	3/24 AWG Black PUR 80°C 4.2 mm OD	0-125	TC9S 2-A587-*M-PSG 3	- - - -	- - - -
		24	- - - -	TC9S 2-L587-*M-PSG 3	TC9S 2-P587-*M-PSG 3
		48	- - - -	TC9S 2-M587-*M-PSG 3	TC9S 2-R587-*M-PSG 3
Small diameter, PVC Threaded	3/24 AWG Yellow PVC 105°C 4.4 mm OD	0-125	TC9S 2-A642-*M-PSG 3M	- - - -	- - - -
		24	- - - -	TC9S 2-L642-*M-PSG 3M	TC9S 2-P642-*M-PSG 3M
		48	- - - -	TC9S 2-M642-*M-PSG 3M	TC9S 2-R642-*M-PSG 3M
Small diameter, PUR Threaded	3/24 AWG Black PUR 80°C 4.2 mm OD	0-125	TC9S 2-A587-*M-PSG 3M	- - - -	- - - -
		24	- - - -	TC9S 2-L587-*M-PSG 3M	TC9S 2-P587-*M-PSG 3M
		48	- - - -	TC9S 2-M587-*M-PSG 3M	TC9S 2-R587-*M-PSG 3M

* Length in meters

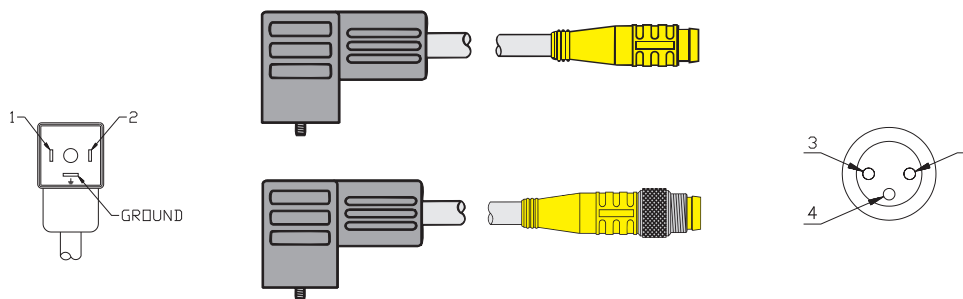
Type "C" (9.4 mm) Valve Connector to eurofast Extension



Wiring Diagrams

Straight Wired (A)	Indicator LED (L, M, N)	Indicator LED and Suppressor Diodes (P, R)
<p>1 → 4 2 → 3 GND → 5</p>		

Type "C" (9.4 mm) Valve Connector to picofast Extension



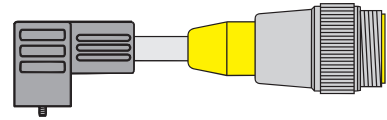
Wiring Diagrams

Straight Wired (A)	Indicator LED (L, M)	Indicator LED and Suppressor Diodes (P, R)
<p>1 → 4 2 → 3 GND → NC</p>		

TURCK Valve Connector Products

Valve Connectors, Type "C" (9.4 mm) Extensions

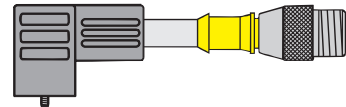
Available with PVC and PUR
Jackets
18 AWG
2 Conductor + Ground



minifast Extension

"C" (9.4 mm) Style Valve Connectors, minifast Extension

Application	Cable Specs	Voltage VAC/DC	Straight Wired	Indicator LED	Indicator LED and Suppressor Diodes
Standard duty PVC	3/18 AWG, Grey PVC 105°C 6.2 mm OD Black Body	0-220	TC9S 2-A653-*M-RSM 30	- - - -	- - - -
		24	- - - -	TC9S 2-L653-*M-RSM 30	TC9S 2-P653-*M-RSM 30
		48	- - - -	TC9S 2-M653-*M-RSM 30	TC9S 2-R653-*M-RSM 30
		110	- - - -	TC9S 2-N653-*M-RSM 30	- - - -
Standard duty PUR	3/18 AWG, Grey PUR 80°C 6.2 mm OD Black Body	0-220	TC9S 2-A669-*M-RSM 30	- - - -	- - - -
		24	- - - -	TC9S 2-L669-*M-RSM 30	TC9S 2-P669-*M-RSM 30
		48	- - - -	TC9S 2-M669-*M-RSM 30	TC9S 2-R669-*M-RSM 30
		110	- - - -	TC9S 2-N669-*M-RSM 30	- - - -



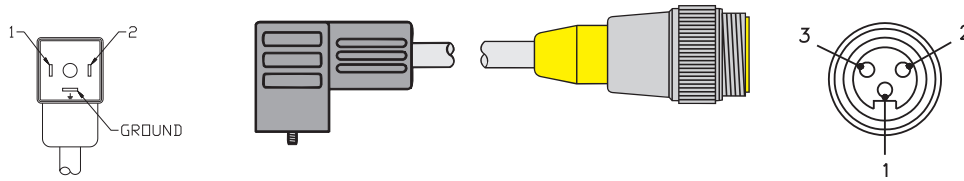
microfast Extension

"C" (9.4 mm) Style Valve Connectors, microfast Extension

Application	Cable Specs	Voltage VAC/DC	Straight Wired	Indicator LED	Indicator LED and Suppressor Diodes
Standard duty PVC	3/18 AWG, Grey PVC 105°C 6.2 mm OD Black Body	0-220	TC9S 2-A653-*M-SB 3T	- - - -	- - - -
		24	- - - -	TC9S 2-L653-*M-SB 3T	TC9S 2-P653-*M-SB 3T
		48	- - - -	TC9S 2-M653-*M-SB 3T	TC9S 2-R653-*M-SB 3T
		110	- - - -	TC9S 2-N653-*M-SB 3T	- - - -
Standard duty PUR	3/18 AWG, Grey PUR 80°C 6.2 mm OD Black Body	0-220	TC9S 2-A669-*M-SB 3T	- - - -	- - - -
		24	- - - -	TC9S 2-L669-*M-SB 3T	TC9S 2-P669-*M-SB 3T
		48	- - - -	TC9S 2-M669-*M-SB 3T	TC9S 2-R669-*M-SB 3T
		110	- - - -	TC9S 2-N669-*M-SB 3T	- - - -

* Length in meters

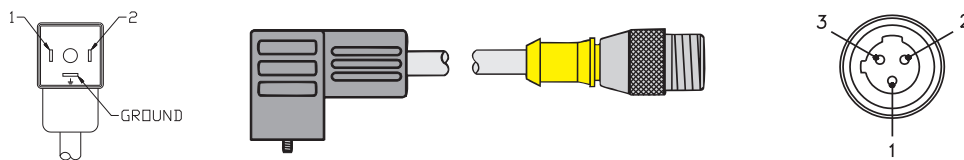
Type "C" (9.4 mm) Valve Connector to *minifast* Extension



Wiring Diagrams

Straight Wired (A)	Indicator LED (L, M, N)	Indicator LED and Suppressor Diodes (P, R)
<p>1 → 2 2 → 3 GND → 1</p>		

Type "C" (9.4 mm) Valve Connector to *microfast* Extension



Wiring Diagrams

Straight Wired (A)	Indicator LED (L, M, N)	Indicator LED and Suppressor Diodes (P, R)
<p>1 → 2 2 → 3 GND → 1</p>		

TURCK Valve Connector Products

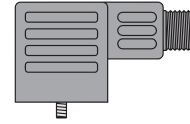
Valve Connectors w/Integral *euofast* or *picofast* Connector

Integral *euofast*® and *picofast*® Connectors
Compact Size
2 Conductors + Ground
(*euofast*)



NRTL/C

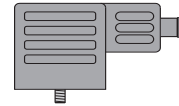
**All parts except "E".



euofast

"A" Style Valve Connectors, Integral *euofast* Connector

Application	Pinout	Voltage VAC/DC	Straight Wired	Indicator LED	Indicator LED and MOV
"A" Style Connector with Integral <i>euofast</i> connector 2 Conductors, 1 Ground Ground contacts Parallel wired	<pre> 1 ┤───────────> 4 2 ┤───────────> 3 GND ┤───●───> 5 GND ┤───┘───┘ </pre>	0-220 24-48	VAS 22-A-FS 5.3 - - - -	- - - - - - - -	- - - - VAS 22-D-FS 5.3



picofast

"A", "B", and "I" Style Valve Connectors with Integral *picofast* Connector

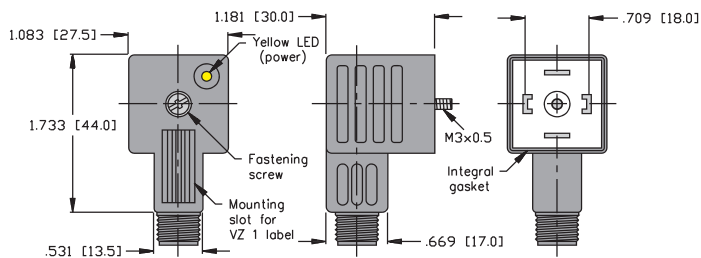
Application	Pinout	Voltage VAC/DC	Straight Wired	Indicator LED	Indicator LED and MOV**
"A" Style Connector with Integral <i>picofast</i> connector 2 Conductors	<pre> 1 ┤───────────> 4 2 ┤───────────> 3 GND ┤───●───> NC GND ┤───┘───┘ </pre>	0-60 24-48	VAS 22-A-V1131 - - - -	- - - - VAS 22-B-V1131	- - - - VAS 22-D-V1131
"B" Style Connector with Integral <i>picofast</i> connector 2 Conductors	<pre> 1 ┤───────────> 4 2 ┤───────────> 3 GND ┤──────────> NC </pre>	0-60 24-48	VBS 2-A-V1131 - - - -	- - - - VBS 2-B-V1131	- - - - VBS 2-D-V1131
"I" Style Connector with Integral <i>picofast</i> connector 2 Conductors	<pre> 1 ┤───────────> 4 2 ┤───────────> 3 GND ┤──────────> NC </pre>	0-60 24-48	VIS 2-A-V1131 - - - -	- - - - VIS 2-B-V1131	- - - - VIS 2-D-V1131

Specifications

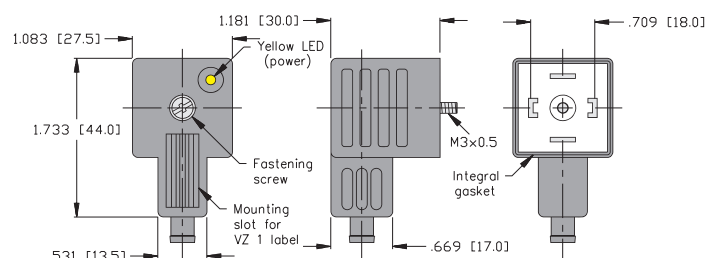
- Specifications:** Oil resistant polyurethane body material, Nylon valve plug contact carrier, Nylon *picofast* contact carrier, PUR *eurofast* contact carrier.
- Contacts:** Valve plug: silver plated copper alloy; *picofast* and *eurofast*: gold plated brass.
- Temperature:** -30°C to +80°C (-22°F to +176°F).
- Protection Class:** NEMA 1,3,4,6P and IEC IP 67 when connected and secured.

Dimensions

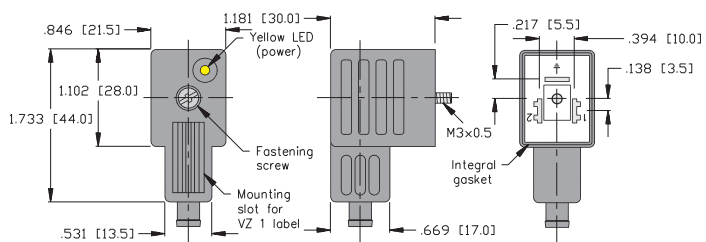
Type A with eurofast



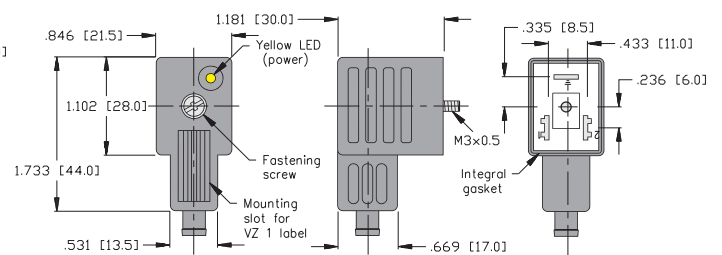
Type A with picofast



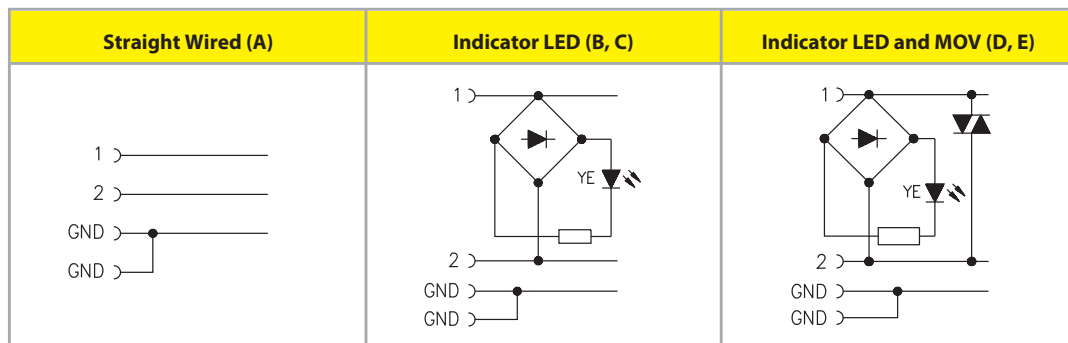
Type B with picofast



Type I with picofast



Wiring Diagrams



DIN 43650 Valve Cordset Part Number Key

Part Number Keys are to assist in IDENTIFICATION ONLY. Consult factory for catalog items not identified.



DIN 43650 Valve Cordset

- T = cable exit on ground side
- V = cable exit opposite ground side

Housing Style

- A = type "A" (27.5 x 27.5 mm)
18 mm contact spacing
- B = type "B" (21.5 x 28 mm)
10 mm contact spacing
- I = type "I" (21.5 x 28 mm)
11 mm contact spacing
- C8 = type "C" (16 x 16 mm)
8 mm contact spacing
- C9 = type "C" (16 x 16 mm)
9.4 mm contact spacing

Housing Color

- G = grey
- S = black
- Y = yellow

Pinout

- 2= 2 conductors, 1 ground
- 21 = 2 conductors, ground not connected
- 22 = 2 conductors, 1 ground, ground contacts parallel wired
- 3= 3 conductors, 1 ground
- 4= 3 conductors, 1 ground, additional wire for dual LED

Varieties

/S.. = consult factory, special

Insertion Point of Extension Cable 2nd Prefix*

* Valve connector listed 1st, other connector 2nd
Example: VAS 22-F653-1M-RS 5.3T

Connection Type / Length in Meters

- (blank) = field wireable
- FS 5.3 = integrated M12 **euromast**® connector
- V1131 = integrated M8 **picofast**® connector

Number of Wires / AWG / Color Codes

(blank) = adapter	644 = 4x18	AWG BN, BU, BK, WH
W = field wireable connector	653 = 3x18	AWG BK, BK, GN/YE
544 = 4x18	AWG BN, WH, BK, BU	654 = 3x18
587 = 3x24	AWG BN, BU, BK	AWG BN, BU, BK
580 = 4x18	AWG BN, WH, BK, BU	658 = 3x18
642 = 3x24	AWG BN, BU, BK	AWG RD/BK, RD/WH, GN
		669 = 3x18
		AWG BK, BK, GN/YE

Wiring

A = straight through 0-220	VAC/DC	L= yellow LED 24	VAC/DC
B = yellow LED 24-48	VAC/DC	M= yellow LED 48	VAC/DC
C = yellow LED 110-220	VAC/DC	N = yellow LED 110	VAC/DC
D = yellow LED/MOV. 24-48	VAC/DC	P = yellow LED/MOV. 24	VAC/DC
E = yellow LED/MOV. 110-220	VAC/DC	R = yellow LED/MOV 48	VAC/DC
F = yellow LED/Diode 24-48	VDC		
K = two color LED for change over to switch 24	VDC		
red = switch open position			
green = switch closed position			